



your door says it all

“Timeless designs and enduring quality”



Welcome to Rockdoor

Choosing a Rockdoor for your home makes a statement. It says as much about your individuality and personality as it does about quality and durability.

Once you've had a Rockdoor installed in your home, you'll never have to give it a second thought. Why? Because it's strong, weather tight, maintenance free and totally secure and will last for a very long time. Now that's peace of mind!

Your front door is the most noticeable and striking feature of your house. First impressions count, so naturally you want it to enhance your home, exuding quality and discerning, good taste. Rockdoor not only offers a touch of class but combines a secure feel and kerb appeal in abundance. It's like a designer label for your home.

Portland, Beacon (Inc Gluechip & Sandblasted Glass), White





Where it all began

Rockdoor has been at the forefront of the development of the composite door for many years. We have led the way through innovation and build quality, to provide a robust door that 'substantially' outperforms all other doors on the market.

Front doors and back doors need to perform like never before. Security, aesthetics and environmental credentials are no longer optional, they are mandatory.

Newark, Lantern (Inc Gluechip & Sandblasted Glass), Ruby Red

Remember, it's not just any door you're
coming home to, it's a Rockdoor.

When only the best is good enough

This saying truly embodies what a Rockdoor is all about. Design, build quality, unrivalled security and attention to detail blend together in spectacular fashion to produce a truly stunning door. A Rockdoor will keep you safe and secure - if you get the opportunity to 'open and shut' one you'll see for yourself why!

Performance as standard

Having produced more than quarter of a million doors, Rockdoor have developed designs and enhanced engineering to create the perfect door - one we're proud to put our name to.

Our doors aren't imported from abroad; they are manufactured at our state-of-the-art facility in the UK, to exacting standards. They aren't shaved down to size weakening the overall door, nor do they feature unsightly clip-on glazing. Rockdoors are made from scratch from top-of-the-range materials, reinforced to the hilt and to your precise requirements; meticulous in every detail - to the millimetre in fact !





Vogue, Cube, White (Misted Glass side units)

Ultimate kerb appeal

Whatever your preference, the realistic woodgrain effect texture of a Rockdoor makes it look like a stylish traditional timber door with the ultimate kerb appeal. It's low maintenance too - your Rockdoor is robust and weather resistant – it will never rot, warp or crack nor will it ever need painting. It can also hide minor scratches and is easy to clean.

Sleep soundly

Disturbingly, one home in the UK is burgled every 37 seconds. By fitting Rockdoors front and back you can be assured that your family and your belongings are secure. Reassuringly strong and seriously secure, a high performance Rockdoor is something you can rely on. Rockdoor features a unique 'inner frame' which is specially designed to hold all the locking components. This makes it incredibly strong and virtually impossible to break through.



Portland, Beacon (Inc Gluechip & Sandblasted Glass), White



Portland, Beacon (Inc Gluechip & Sandblasted Glass), White



Jacobean, Apollo (Inc Gluechip & Sandblasted Glass), Onyx Black (Gluechip Glass side unit)

Good looking, so refined...

Whatever your preference, the realistic woodgrain-effect texture of a Rockdoor makes it look like a stylish traditional wooden door, but with none of the drawbacks commonly seen with timber.

Rockdoor is for the seriously style conscious. Not only will it enhance your entrance – it'll entrance your visitors with its striking good looks and elegant styling. But it's not just about aesthetics and luxury; it's about performance, security and style and ultimately enhancing the value of your home.

A touch of "glass"

What better way to make a statement and to create light in your hallway, than to select glass side panels or fan lights to complement your Rockdoor; ideal for homes with larger entrances.

Rockdoor strongly recommends gluechip glass for all side panels and fan lights. It is incorporated in many of our glass designs and therefore complements and enhances the door styling.



Windsor, Triton, Onyx Black



Montana, Libra (Inc Gluechip & Sandblasted Glass), Onyx Black



Jacobean, Apollo (Inc Gluechip & Sandblasted Glass), Light Oak (Sandstone Glass side units)



Ultimate stable door

A Rockdoor Stable Door is quite simply the best stable door on the market - greatly admired and respected in the trade. It offers all the performance benefits you would expect of a Rockdoor, together with the functionality that only a Stable Door can provide. The option to open the top door only, ensures that children and pets are kept safe and secure while still allowing fresh air into your home. It offers you the benefits of a window where only a door will fit!

Featuring a unique double weather seal - exclusive to us - you can be sure your Rockdoor Stable Door will perform just as well as our standard, single door.



Bring the outside in

Our Stable Doors are available in 2 different styles which allow different amounts of light into your home, as well as 10 different colours, inside or out, to suit many property styles, from traditional country cottages to modern, contemporary semis.



Stable View Light, Plain Glass, Light Oak



Stable View Light, Plain Glass, White



35% Stronger

Recent independent tests have further reinforced Rockdoors strength and security credentials. The tests featured a typical Rockdoor against a typical GRP composite from a leading competitor. The results were conclusive – Rockdoor outperformed its rival by 35%. Source : Winkhaus TR996



Secured by Design

To give you reassurance, Rockdoor manufactures in accordance with Secured by Design, a Police backed accreditation. Therefore you can be confident that Secured by Design Rockdoors leaving our state-of-the-art production line meet with your local police forces approval. To ensure your door meets the Secured by Design requirements please specify Laminated Glass and a 6 Pin Locking Cylinder when ordering your Rockdoor.

Secured by Design



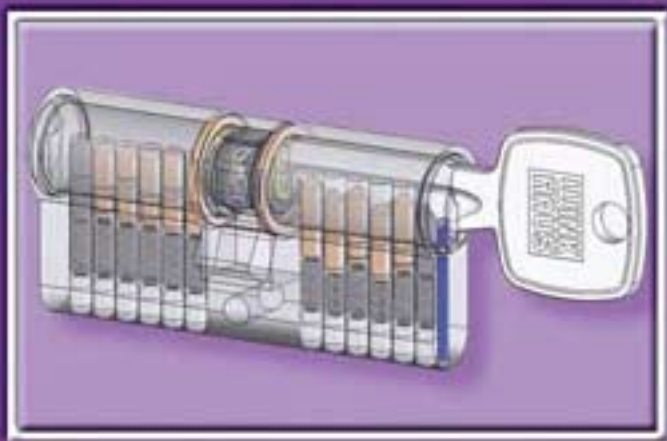
Police Preferred Specification

What makes a Rockdoor so secure?

- Multi point locking systems, using incredibly strong Brass and Nickel hooks exclusive to Rockdoor.
- Secure steel drill plates which prevent the locks being drilled out.
- Cylinder guard protectors fitted as standard to prevent the lock from being snapped.
- Locking cylinders that prevent lock bumping.
- Outer frame just as secure as internal frame.
- Aluminium and polypropylene reinforcement used on both outer and inner frame.
- Internal steel mesh making the door almost impossible to cut through. (optional)
- 50mm door leaf as standard.

Multi point hook locks

Rockdoor hook locks are manufactured from solid Brass and coated in Nickel which engage into steel keeps running the full length of the outer frame to prevent the door from being prised open. Rockdoors - Anti Drill - Anti Pick - Anti Bump - Anti Snap = ANTI WORRY



Bumping

Bumping is a simple method of releasing a lock with minimal effort, using readily available tools and leaving no visible sign of attack. You'll be glad to know Rockdoor has a cylinder lock especially designed to prevent bumping. All our locks are independently tested by the UK Locksmith Association.

Green credentials

- Made from PVC-U which can be recycled 10 times.
- Truly 'made to measure' doors for less wastage.
- Inner frame 90% recycled PVC-U.
- Reinforcing 100% recycled.
- All off-cuts separated and recycled.
- No glass aperture cut-outs disposed of in landfill.
- 30 year life expectancy.



U-value

Your Rockdoors will perform to the highest standards, irrespective of the weather. Thermal efficiency is paramount as it substantially reduces your fuel bills and carbon footprint. Rockdoors are evaluated on the performance of the entire door, and are one of the only composite doors on the market that achieve a complete U-value of 1.1 -1.7 W/mK making them Document L compliant.



Rockdoor accreditations

Every Rockdoor produced is subject to rigorous safety and quality standards. Rockdoor's benchmark for testing is often set above that of external bodies.



ISO 9001:2000 Quality Assured standards are set with Rockdoor to operate to agreed procedures, processes systems and improvements.



BSI Kitemark: Rockdoor is accredited by the British Standards Institute.



PAS 23-1: 1999 General performance requirements for door assemblies



PAS 24-1: 1999 Enhanced security performance requirements for door assemblies.



Secured by Design: Ensures products are designed, manufactured and tested in accordance with strict rigid guidelines. For more information about Secured by Design Rockdoors please ask your representative.



Heat Shield: Woodgrain Rockdoors are protected by Heat Shield technology.



10 Year Guarantee: Rockdoor's are guaranteed for 10 years from the date of installation, if fitted in accordance with Rockdoor's installation procedure.



Arcacia, Cosmopolitan (Inc Gluechip & Sandblasted Glass), Rosewood



Outer Frame

- ◆ Made to measure 70mm decorative outer frame.
- ◆ Double weather seal as standard.
- ◆ 3-Way adjustable hinges for ease of installation.
- ◆ Reinforced PVC-U outer frame.
- ◆ Hinge block as standard for solid fixing.
- ◆ Full length adjustable keep rail.



Glass Designs

- ◆ Exclusive and stylish handcrafted designs.
- ◆ Gluechip, sandblast, and leaded options.
- ◆ Designs to suit all properties.
- ◆ Toughened double glazed units as standard.
- ◆ Moulded glazing aperture - no unsightly cassettes.



Letter Plates

- ◆ Opens to 180° to allow for convenient day to day use and prevent accidental damage.
- ◆ Integral brush strip internally for greater insulation.



Heat Shield

- ◆ New and exclusive heat protective woodgrain door technology.
- ◆ Woodgrain doors which perform as white ones.
- ◆ Reflects 80% of the NIR (Near Infra Red) heat/light resulting in up to 20% lower surface temperatures.
- ◆ 12 times thicker than standard foils.
- ◆ Woodgrain foils match to window profile.



Stable Door

- ◆ The best stable door on the market.
- ◆ Keeps pets and children secure, whilst allowing fresh air into the home.
- ◆ Unique high performance double weather seal.
- ◆ Available in 2 different styles and 10 different colours.

These and many other features make Rockdoor so special.



Inner Frame

- ◆ Made to measure reinforced & welded PVC-U inner frame.
- ◆ Additional lock reinforcing bar as standard.
- ◆ Completely filled with a high density, thermally efficient core.



Handles

- ◆ Spring loaded handle with a concealed reinforced anti-drill plate.
- ◆ Lever anodised to 10 microns with self lubricating properties.
- ◆ Achieved a problem free 200,000 cycle performance test.



Threshold

- ◆ A choice of three threshold sizes.
- ◆ Low profile thresholds for easy access to properties, suitable for wheelchair and pram access.
- ◆ Manufactured from hardened aluminium.



Locks

- ◆ Hook locks as standard to prevent the door and frame being prised apart.
- ◆ Hooks engage into steel keeps running the full length of frame.
- ◆ Fully adjustable keeps to achieve perfect operating force and weather seal compression.
- ◆ Cylinder guard protector and anti-bumping cylinders as standard.
- ◆ Several choices of locks to customise your security.



Door Leaf

- ◆ 50mm door leaf as standard.
- ◆ 3mm thick high impact PVC-U skins.
- ◆ Wide range of modern & traditional door styles.
- ◆ 4 times the impact strength of PVC-U panels.
- ◆ Embossed scratch resistant skins.



Jacobeau, Apollo (Inc Gluechip & Sandblasted Glass), Onyx Black

The ultimate choice

Deciding on a Rockdoor is an open and shut case!

The average door is opened and closed – sometimes slammed – up to 10 times a day, so it's important to select a door that's unrivalled in terms of quality of construction, strength, style and security. So choose a Rockdoor and invest in the best – unsurpassed in its class – admired, respected, tried and tested !



Carolina (Inc Gluechip), Cream



Cube



Eclipse



Ocean




Abyss



Additional glass designs

Please see page 36.




Georgian
Bar



Square
Lead



Diamond
Lead



Obscure
Glass

Vogue



Vogue



Vogue



Vogue



Rockdoors new design, aptly named the Vogue, exudes modern contemporary chic and will suit a wide variety of properties. The Cube and Eclipse glass designs feature simple yet stylish 3D effect which provides a truly stunning effect for your home and makes your neighbours look twice.

Mix & match

For internal and external colour options please see page 34.





Beacon*

Portland



Clover

Portland



Horizon*

Portland

NB. Clover shown above features a fused glass bevel with a random finish combined with Sandblasted Glass.

NB. Horizon shown above with Honeycomb backing glass which we recommend.



A subtle cross between a Windsor and Kentucky, the Portland offers a long piece of glass making it a clear favourite for those looking to let lots of light into their property. The Portland Beacon has fast become a Rockdoor favourite across the UK.

Additional glass designs

Please see page 36.



Georgian Bar

Square Lead

Diamond Lead

Obscure Glass

*Contains Gluechip & Sandblasted Glass. We recommend clear backing glass with these designs.

Newark



Citadel*

Newark




Star

NB. Star shown above features Sandblasted Glass.

Newark



Lantern*




NB. This lock option requires two separate keys.

'Old meets new' in this modern take on a traditional classic. Newark's moulding lines replicate old Victorian characteristics whilst injecting new fresh and stylish lines to make this a popular new addition. Particularly popular in Ruby Red, Emerald Green or Sapphire Blue together with a centre knob and night latch.

Mix & match

For internal and external colour options please see page 34.





Constellation*

Georgia



Northern Star*

Georgia



Renaissance*

Georgia



Vela*

Georgia



The Georgia features a new inverted moulding style, which provides a closer match to traditional timber doors. If you're looking for a door with the WOW factor then Georgia is the one for you.

Additional glass designs

Please see page 36.



Georgian Bar

Square Lead

Diamond Lead

Obscure Glass

*Contains Gluechip & Sandblasted Glass. We recommend clear backing glass with these designs.

Jacobean



Apollo*

Jacobean



Simple Rose

Jacobean




Scorpio*



Our most popular door, the Jacobean has provided many homeowners with a traditional looking door with stunning glass designs. A Jacobean also looks great as a back door or when combined with side frames as shown on page 11.

Mix & match

For internal and external colour options please see page 34.



Windsor



Triton*



Titania*

Windsor



Neptune*

Windsor



Whilst a hugely popular front door, the Windsor also features on many homeowner's back doors, due to the amount of light that passes through the glass, often brightening up kitchens and utilities.

Additional glass designs

Please see page 36.



Georgian Bar

Square Lead

Diamond Lead

Obscure Glass

Vault

The Windsor is also available as an ultra secure 'keyless' exterior door called the Vault. For more information please visit www.rockdoor.com/vault-door.php

*Contains Gluechip & Sandblasted Glass. We recommend clear backing glass with these designs.

Montana




Montana



Similar to the Georgia but with a slightly smaller glass aperture, the Montana features a new inverted moulding style, which provides a closer match to traditional timber doors.

Mix & match

For internal and external colour options please see page 34.





Cosmopolitan*

Arcacia



Single Rose

Arcacia



Rosestar

Arcacia



Distinctive moulding lines and a small glass aperture make the Arcacia a popular choice for those looking for both privacy and style in abundance.

Additional glass designs

Please see page 36.



Georgian Bar

Square Lead

Diamond Lead

Obscure Glass

*Contains Gluechip & Sandblasted Glass. We recommend clear backing glass with these designs.

Kentucky



Eclipse

Kentucky



Red Rock

Kentucky



Aquarius*



Suitable for both modern and traditional tastes, the Kentucky carries intricate glass designs such as the Aquarius, which will make your door the envy of your neighbours.

Mix & match

For internal and external colour options please see page 34.





Plain Glass

Classic



Plain Glass

Regency



Solid

Colonial



Gluechip Glass

Carolina



The Classic speaks for itself. Suitable for either front or back doors the Classic is elegantly stylish and secure and features laminated glass as standard. The Classic is the same style which Rockdoor use for French Doors, see pg 38, due to its distinctive styling.

Additional glass designs

Please see page 36.



Georgian Bar

Square Lead

Diamond Lead

Obscure Glass

Regency and Colonial are two designs in our range which are growing in popularity, as they look at home in both traditional and modern properties. The Carolina, perhaps the UK's most popular door style, is also a firm favourite amongst many Rockdoor customers.

*Contains Gluechip & Sandblasted Glass. We recommend clear backing glass with these designs.

Cottage Spy View



Plain Glass

Cottage View Light



Plain Glass

English Cottage




Plain Glass



At home in any style of property - and, of course, not just in England - the new English Cottage is not just aesthetically pleasing but offers a classic combination of quality, functionality and unsurpassed security. Also, the Cottage Spy View and View Light offer a similar alternative that suit many styles of homes.

Mix & match

For internal and external colour options please see page 34.





Stable Spy View



Stable View Light


Plain Glass

Plain Glass

Modern day functionality, state-of-the-art manufacturing and traditional authentic hand crafted looks make the Rockdoor Stable Door the best in its class. Both the Stable Spy View and View Light are available in 10 colours, enabling you to match any style of property with stunning results.

Additional glass designs

Please see page 36.




Georgian Bar



Square Lead



Diamond Lead



Obscure Glass



Popular Backdoors




Most house break-ins are opportunistic and occur through the back door, as the burglar is often out of sight allowing them the opportunity to take their time. Therefore, having a strong, secure Rockdoor at the front is a good decision; however you run the risk of leaving your back

door vulnerable to break in. So, why not feel totally secure and have them fitted front and back. This dramatically increases you and your family's security and is highly recommended by Rockdoor.

Mix & match

For internal and external colour options please see page 34.



White**Onyx Black****Anthracite Grey****Ruby Red****Emerald Green****Sapphire Blue****Cream****Rosewood****Mahogany****Light Oak**

Colour, inside & out

Rockdoors are available in 10 different colours as shown above. Rosewood, Mahogany & Light Oak is available in matching outer frames (exterior & interior). Onyx Black, Anthracite Grey and Cream are also available in matching outer frames (exterior only).

As Rockdoors are 'made to order', not 'cut to size', all colours shown are available both inside & out, which many other composite door manufacturers aren't able to offer.

Important

Please check colour swatch before making your decision to ensure you are happy with the colour.

Heat Shield technology

Doors are prone to high levels of heat absorption. Allowing such high levels of heat, often up to 100°C, to be absorbed into the door itself can cause problems.

Rockdoor however now has the solution. Heat Shield technology, which comes as standard on all our woodgrain doors, reflects all of the NIR rays of the sun helping to keep the surface temperature to a minimum. This means your door will perform perfectly no matter what the weather.



Multi-point locking options



2 Hook Locks



4 Hook Locks

All Rockdoor locking mechanisms are manufactured to an exclusive specification, and are made from reinforced Zinc.

Choose either 2 or 4 multi point hook locks dependant upon your requirements. A centre deadbolt comes as standard.



Entry options & furniture

Please choose from the following entry methods for your door, followed by what furniture you would like. Please speak to your installer should you require more information about entry methods.



Lever/ Lever



Lever/Pad (Exterior only)



Stainless Steel



Wrought Iron



Escutcheon & Thumbturn



Victorian Centre Knob



Night Latch



Letterplate



Urn Knocker



Urn Knocker with spy hole



Numerals

Furniture colours



Polished Chrome



Polished Gold



Midnight Black

Extra security



Wire Mesh Reinforcing



Chain



Additional glass designs

To complement our range of stunning leaded glass designs, we are pleased to offer the following options to help you match certain property types or existing window patterns. All glass units come double glazed with toughened glass as standard, all of which conform to British Standards. To ensure your door is Secured by Design compliant laminated glass will be required.



Option 1:
Georgian Bar: Only
available in Windsor,
Jacobean, Kentucky,
Newark, Portland & Stable
View Light.

Available in White,
Light Oak, Woodgrain &
Rosewood.



Option 2
Diamond Lead
9mm lead as standard.



Option 3
Square Lead
9mm lead as standard.



Surrounding glass

If choosing glass for side units, fan lights or arches we recommend choosing Gluechip, Glacier, Sandstone, Woodland, Honeycomb or Misted Glass as these best suit our leaded glass designs.

Obscure/Backing glass

If you have chosen a Rockdoor leaded glass design, you will now need to select what type of backing glass you want. We recommend that all designs that feature our decorative Gluechip glass designs are backed using clear glass for maximum effect.



Misted



Sandstone



Gluechip

(bespoke random pattern, extra cost option)



Honeycomb



Glacier



Woodland

Threshold

Choose a threshold to suit your lifestyle. Our most common threshold is option 1 as this is suitable for wheelchair and pram access.



1. Low Aluminium Threshold
(Document L compliant)
(Suitable for Tie-Bar)



2. Slim PVC-U Threshold



3. Full PVC-U Threshold

High security core (optional)

This unique welded mesh security system, as an optional extra, increases the strength and rigidity of your door by up to four times.



Watch a Rockdoor being made at:
www.rockdoor.com

Cylinder & Cylinder Guard

Rockdoor features an extremely strong highly reinforced Zinc die cast cylinder guard protector, preventing the locking barrel from being snapped deterring forced entry.



Rockdoor French Doors

Having made tens of thousands of homeowners safe and secure we felt the time was right to raise the bar and extend the skills, innovation and knowledge we have gained from manufacturing traditional doors, into making the best French Doors available. You can rest assured the founding principles that made Rockdoor successful are present in French Doors.

The Making of French Doors

For an interesting and informative 'behind the scenes look' at the making of Rockdoors strong and secure French Doors, from CAD design and studio/location photography through to professional installation and Secured by Design testing please visit www.rockdoor.com.

French Door Security

Standard pvc-u French Doors have been chosen based on aesthetics and functionality in the past, but this has left many homeowners vulnerable due to old design flaws. The industry has known about this for many years, but no one had a solution that could combine aesthetics and functionality, with strength and security - until now.

All Rockdoor French Doors are Secured by Design as standard, meaning its virtually impossible for burglars to break in through them.

More Information

To find out more information on just why our French Doors are so secure, please visit www.rockdoor.com/french-doors or speak to our representative.







**Partnership Way
Shadsworth Business Park
Blackburn
Lancashire
BB1 2QP**

**Sales: 01254 662 999
Email: info@rockdoor.com
Web: www.rockdoor.com**

All photographs, colours and images are to be considered as representative of the actual product.
We reserve the right to change patterns, designs, sizes and colours without prior notice.
All images are copyright to Rockdoor Ltd. Nov 2010